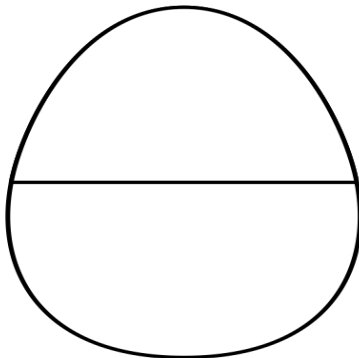


Name :

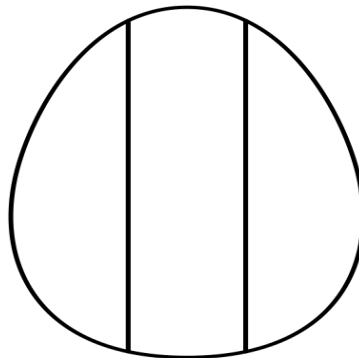
Date :

# EASTER EGG FRACTIONS

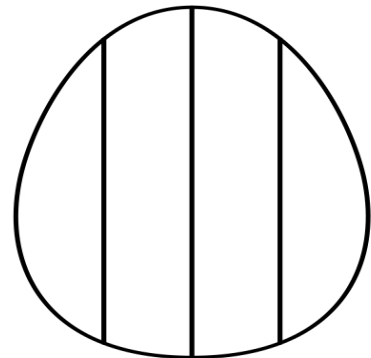
Read the fractions under each egg and color the correct portion using the specified colors. If an egg has multiple fractions, use different colors for each part. Estimate as accurately as possible and keep your coloring neat. When finished, check your work and enjoy your beautifully decorated Easter eggs!



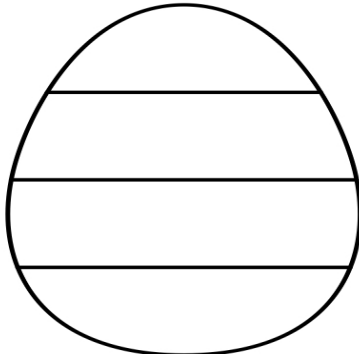
Color  $\frac{1}{2}$  of the egg blue  
Color  $\frac{1}{3}$  of the egg pink



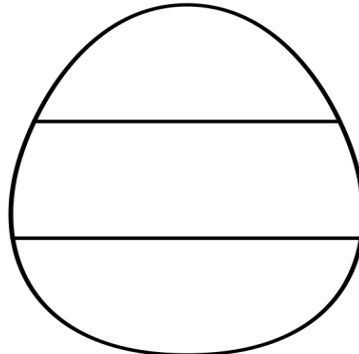
Color  $\frac{1}{3}$  of the egg pink  
Color  $\frac{1}{4}$  of the egg purple



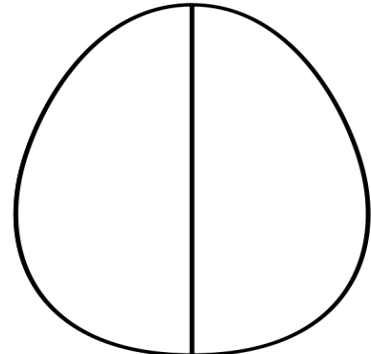
Color  $\frac{3}{4}$  of the egg green  
Color  $\frac{2}{3}$  of the egg pink



Color  $\frac{1}{4}$  of the egg purple  
Color  $\frac{3}{4}$  of the egg orange



Color  $\frac{2}{3}$  of the egg orange  
Color  $\frac{3}{3}$  of the egg blue



Color  $\frac{1}{2}$  of the egg yellow  
Color  $\frac{1}{4}$  of the egg green