

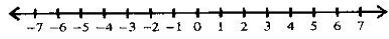
Name \_\_\_\_\_

Period \_\_\_\_

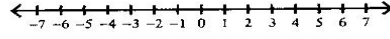
### Inequalities and Their Graphs

Draw a graph for each inequality.

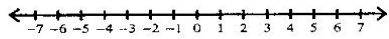
1)  $m \leq 4$



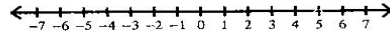
2)  $n > 3$



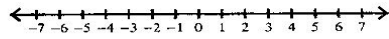
3)  $x < -3$



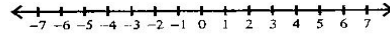
4)  $v \geq 2$



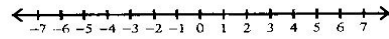
5)  $-4 > x$



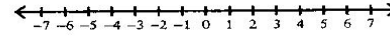
6)  $k > -3$



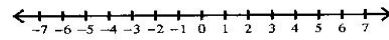
7)  $x \geq -2$



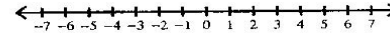
8)  $0 \geq p$



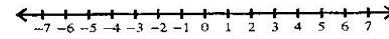
9)  $-4 > -x$



10)  $x \geq 0$



11)  $-m \geq 5$



12)  $n \geq 3$

