

Name _____

Is It Equal?


Directions:
Equal-unequal parts







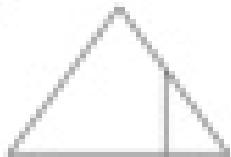


Look at each shape.
Decide if the parts are
equal or not equal.
Color the correct box.



equal

Equal parts
are the
same size
and shape.



1.  <input type="checkbox"/> equal <input type="checkbox"/> not equal	2.  <input type="checkbox"/> equal <input type="checkbox"/> not equal	3.  <input type="checkbox"/> equal <input type="checkbox"/> not equal
4.  <input type="checkbox"/> equal <input type="checkbox"/> not equal	5.  <input type="checkbox"/> equal <input type="checkbox"/> not equal	6.  <input type="checkbox"/> equal <input type="checkbox"/> not equal
7.  <input type="checkbox"/> equal <input type="checkbox"/> not equal	8.  <input type="checkbox"/> equal <input type="checkbox"/> not equal	9.  <input type="checkbox"/> equal <input type="checkbox"/> not equal