









Scheme for Metamorphic Rock Identification

TEXTURE		GRAIN SIZE	COMPOSITION	TYPE OF METAMORPHISM	COMMENTS	ROCK NAME	MAP SYMBOL
FOLIATED	MINERAL ALIGNMENT	Fine	MICA QUARTZ FELDSPAR AMPHIBOLE GARNET PYROXENE	Regional (Heat and pressure increases)	Low-grade metamorphism of shale	Slate	
		Fine to medium			Foliation surfaces shiny from microscopic mica crystals	Phyllite	
		Medium to coarse			Platy mica crystals visible from metamorphism of clay or feldspars	Schist	
	BAND-ING	Medium to coarse			High-grade metamorphism; mineral types segregated into bands	Gneiss	
NONFOLIATED	Fine	Carbon	Regional	Metamorphism of bituminous coal	Anthracite coal		
	Fine	Various minerals	Contact (heat)	Various rocks changed by heat from nearby magma/lava	Hornfels		
	Fine to coarse	Quartz	Regional or contact	Metamorphism of quartz sandstone	Quartzite		
		Calcite and/or dolomite		Metamorphism of limestone or dolostone	Marble		
	Coarse	Various minerals		Pebbles may be distorted or stretched	Metaconglomerate	