







Name _____
Period _____
Date _____

Rhythmic Values and Time Signatures

1) Rhythmic values

-  is called _____ and receives _____ beat(s).
-  is called _____ and receives _____ beat(s).
-  is called _____ and receives _____ beat(s).
-  is called _____ and receives _____ beat(s).
-  is called _____ and receives _____ beat(s).
-  is called _____ and receives _____ beat(s).

2) Complete each measure with ON IT IT!



3) Complete each measure with ON IT IT!



4) What does each number in a time signature mean?

- 2 = _____
- 4 = _____

5) Circle the TWO measures with TOO MANY beats.



6) Circle the TWO measures with TOO FEW beats.



7) Choose a time signature and write it at the beginning of the staff. Compose a rhythm on it. Each measure must be different.

